








SPOTlight: School Year 2022-2023

Strawberry Mansion High School

School Code	4140	Principal Name	Osborne Wright
Sector	District	Address	3133 Ridge Ave
Network	Network 4	Phone	215 400 7500
Report Type	High School	Admission Category	Catchment
Receives K8 Report	No	October 1 Enrollment	201
Grades in Report	9 12		
Website	smhs.philasd.org		

School Performance Outcomes Table

CONDITIONS FOR SUCCESS				
Metric Name	2021-22 Results	2022-23 Results	2022-23 Progress	Metric Description
Student Attendance	18.9%	22.4%	+3.5 %-pts 	Percentage of students attending 90% or more of instructional days
Teacher Attendance	77.3%	85.2%	+7.9 %-pts 	Percentage of teachers attending 90% or more of work days
Student Dropouts (Grades 9-12)	22	12	-10 	Number of students no longer enrolled, and who did not transfer or graduate
Graduation Rate (4-Year Cohort)	Insufficient Sample	66.1%	Not Applicable	Percentage of students graduating high school within four years of first-time enrollment in 9th grade

ACADEMIC GOALS						
Metric Name	2018-19 Results*	2022-23 Results	2022-23 Progress	2018-19 Results*	2022-23 Results	2022-23 Progress
Goal 4: Best by 11th Grade	Keystone Proficient or Advanced			Keystone Below Basic		
Algebra 1	2.4%	13.0%	+10.6 %-pts 	47.6%	65.2%	+17.6 %-pts 
Biology	Insufficient Sample			Insufficient Sample		
Literature	20.6%	19.1%	-1.6 %-pts 	41.2%	52.4%	+11.2 %-pts 

* Due to COVID-19 pandemic-related test cancellations and exemptions, Keystone results for 2022-23 are compared to pre-pandemic (2018-19) performance.

Metric Name	2021-22 Results	2022-23 Results	2022-23 Progress	Metric Description
Goal 5: Grade 12 CTE	NOCTI Competent or Advanced			
NOCTI	Insufficient Sample			Percentage of students passing the industry standards assessment specific to each Career and Technical Education (CTE) program

All SPOTlight indicator colors are based on unrounded changes in results. Percentage point changes are rounded to the nearest tenth for display.

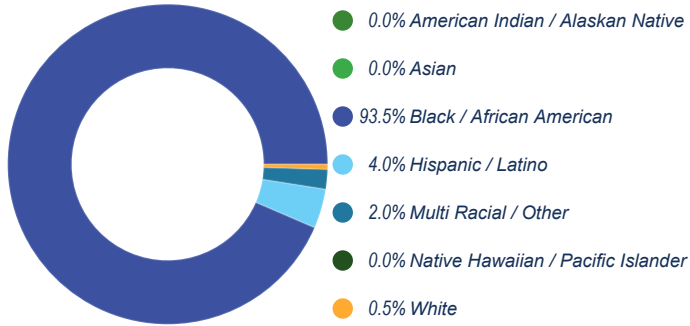
SPOTlight Legend: Improving  Maintaining  Not Improving 

Strawberry Mansion High School

2022-2023 SCHOOL PROGRESS REPORT ON EDUCATION AND EQUITY

School Code | 4140 Sector | District Network | Network 4
 Principal Name | Osborne Wright Address | 3133 Ridge Ave
 Phone | 215-400-7500 Website | smhs.philasd.org
 Report Type | High School Grades in Report | 9-12
 Admissions Category | Catchment Receives K8 Report | No Oct 1 Enrollment | 201

Student Enrollment and Demographics



286
of Students Served Over the Full Year

39.8%
% of Students with IEPs

0.5%
% of Students Identified as English Learners

93.5%
% of Students Identified as Economically Disadvantaged

Student Attendance

10.5%
% of Students Attending at Least 95% of Instructional Days

22.4%
% of Students Attending at Least 90% of Instructional Days

Score Level	Performance	Improvement	Level
Not Applicable for 2022-2023	Black / African American		
Performance Insufficient Data for Score	Insufficient Data for Score	Insufficient Data for Score	NA
	Hispanic / Latino		
Improvement Improving in 4 out of 9 Eligible Metrics 44.4%	Insufficient Data for Score	Insufficient Data for Score	NA
	Multi Racial / Other		
Goal Performance (All Students)	Insufficient Data for Score	Insufficient Data for Score	NA
Four-Year Cohort Graduation Rate	White		
Score: 66.1%	Insufficient Data for Score	Insufficient Data for Score	NA
Not Applicable No Data Prior Year	American Indian / Alaskan Native		
GOAL 4 Keystone: % of Students Proficient or Advanced on All 3 Keystones, Grade 11 Score: 0.0%	Insufficient Data for Score	Insufficient Data for Score	NA
	Asian		
NOT IMPROVING -2.3 From Prior Year	Insufficient Data for Score	Insufficient Data for Score	NA
GOAL 5 % of 12th Grade CTE Students Meeting Industry Standards Insufficient Sample	Native Hawaiian / Pacific Islander		
	Insufficient Data for Score	Insufficient Data for Score	NA
<ul style="list-style-type: none"> Improving Not Improving Maintaining Not Applicable 	English Learners		
	Insufficient Data for Score	Insufficient Data for Score	NA
	Students with IEPs		
	Insufficient Data for Score	Insufficient Data for Score	NA
	Economically Disadvantaged		
	Insufficient Data for Score	Insufficient Data for Score	NA

Climate, Culture & Opportunity

Conditions for Success

School Code | 4140 School Name | Strawberry Mansion High School

% of Students Attending 90%+ of Days

All Students

286 Students

Score: 22.4%



IMPROVING

+3.5 From Prior Year



% of Students Attending

Greater Than 95% of Instructional Days

10.5%

90-95% of Instructional Days

11.9%

85-90% of Instructional Days

13.6%

80-85% of Instructional Days

9.1%

Less than 80% of Instructional Days

54.9%

Number of Dropouts

All Students

Grades 9-12

Students: 12

IMPROVING

-10.0 From Prior Year



% of Students Receiving Zero Out-of-School Suspensions

All Students

286 Students

Score: 89.5%



NOT IMPROVING

-3.7 From Prior Year



* Schools that are performing at the most positive value for a metric automatically receive a label of "Improving", even if no change in performance occurred.

Climate, Culture & Opportunity

Conditions for Success

School Code | 4140 School Name | Strawberry Mansion High School

% of Teachers Attending 90%+ of Days

All Teachers

27 Teachers

Score: 85.2%



IMPROVING

+7.9 From Prior Year



Additional Teacher Metrics

16.7%

% of Teachers Rated as Distinguished

83.3%

% of Teachers Rated as Proficient

73.1%





Year-to-Year Teacher Retention

* Schools that are performing at the most positive value for a metric automatically receive a label of "Improving", even if no change in performance occurred.

College & Career: Every Student Graduates Ready for College and Careers

Conditions for Success

School Code | 4140 School Name | Strawberry Mansion High School







Four-Year Cohort Graduation Rate	Other Key Metrics		
<p>All Students <i>37 out of 56 Students</i></p> <p>Score: 66.1%</p> <p>Not Applicable No Data Prior Year </p>	<p>61.5% 19.2% 10.4%</p> <p>Ninth-Grade On-Track Rate First-Fall Matriculation % of Students Completing the FAFSA by End of 12th Grade</p>		
<p>Black / African American <i>32 out of 48 Students</i></p> <p>Score: 66.7%</p> <p>Not Applicable No Data Prior Year </p>			
<p>Hispanic / Latino</p> <p>Insufficient Sample</p>			
<p>Multi Racial / Other</p> <p>Insufficient Sample</p>			
<p>White</p> <p>Insufficient Sample</p>			
<p>American Indian / Alaskan Native</p> <p>Insufficient Sample</p>			
<p>Asian</p> <p>Insufficient Sample</p>			
<p>Native Hawaiian / Pacific Islander</p> <p>Insufficient Sample</p>			
<p>English Learners</p> <p>Insufficient Sample</p>			
<p>Students with IEPs <i>14 out of 23 Students</i></p> <p>Score: 60.9%</p> <p>Not Applicable No Data Prior Year </p>			
<p>Economically Disadvantaged <i>34 out of 51 Students</i></p> <p>Score: 66.7%</p> <p>Not Applicable No Data Prior Year </p>			

* Schools that are performing at the most positive value for a metric automatically receive a label of "Improving", even if no change in performance occurred.

College & Career: Every Student Graduates Ready for College and Careers

Goal 4 - Keystone Algebra I Proficiency, Grade 11

School Code | 4140 School Name | Strawberry Mansion High School

Keystone Algebra 1: % of Students Proficient or Advanced, Grade 11	Keystone Algebra 1: % of Students Below Basic, Grade 11
<p>All Students 3 out of 23 Students</p> <p>Score: 13.0%</p> <p>IMPROVING +10.6 From Prior Year </p>	<p>All Students 15 out of 23 Students</p> <p>Score: 65.2%</p> <p>NOT IMPROVING +17.6 From Prior Year </p>
<p>Black / African American 3 out of 22 Students</p> <p>Score: 13.6%</p> <p>Not Applicable No Data Prior Year </p>	<p>Black / African American 14 out of 22 Students</p> <p>Score: 63.6%</p> <p>Not Applicable No Data Prior Year </p>
<p>Hispanic / Latino</p> <p>Insufficient Sample</p>	<p>Hispanic / Latino</p> <p>Insufficient Sample</p>
<p>Multi Racial / Other</p> <p>Insufficient Sample</p>	<p>Multi Racial / Other</p> <p>Insufficient Sample</p>
<p>White</p> <p>Insufficient Sample</p>	<p>White</p> <p>Insufficient Sample</p>
<p>American Indian / Alaskan Native</p> <p>Insufficient Sample</p>	<p>American Indian / Alaskan Native</p> <p>Insufficient Sample</p>
<p>Asian</p> <p>Insufficient Sample</p>	<p>Asian</p> <p>Insufficient Sample</p>
<p>Native Hawaiian / Pacific Islander</p> <p>Insufficient Sample</p>	<p>Native Hawaiian / Pacific Islander</p> <p>Insufficient Sample</p>
<p>English Learners</p> <p>Insufficient Sample</p>	<p>English Learners</p> <p>Insufficient Sample</p>
<p>Students with IEPs</p> <p>Insufficient Sample</p>	<p>Students with IEPs</p> <p>Insufficient Sample</p>
<p>Economically Disadvantaged 3 out of 23 Students</p> <p>Score: 13.0%</p> <p>Not Applicable No Data Prior Year </p>	<p>Economically Disadvantaged 15 out of 23 Students</p> <p>Score: 65.2%</p> <p>Not Applicable No Data Prior Year </p>

* Schools that are performing at the most positive value for a metric automatically receive a label of "Improving", even if no change in performance occurred.

* Due to COVID-19 pandemic-related test cancellations and exemptions, Keystone results for 2022-2023 are compared to pre-pandemic (2018-2019) performance; 2018-2019 subgroup data are not included.

College & Career: Every Student Graduates Ready for College and Careers

Goal 4 - Keystone Biology Proficiency, Grade 11

School Code | 4140 School Name | Strawberry Mansion High School

Keystone Biology: % of Students Proficient or Advanced, Grade 11	Keystone Biology: % of Students Below Basic, Grade 11
All Students	All Students
Insufficient Sample	Insufficient Sample
Black / African American	Black / African American
Insufficient Sample	Insufficient Sample
Hispanic / Latino	Hispanic / Latino
Insufficient Sample	Insufficient Sample
Multi Racial / Other	Multi Racial / Other
Insufficient Sample	Insufficient Sample
White	White
Insufficient Sample	Insufficient Sample
American Indian / Alaskan Native	American Indian / Alaskan Native
Insufficient Sample	Insufficient Sample
Asian	Asian
Insufficient Sample	Insufficient Sample
Native Hawaiian / Pacific Islander	Native Hawaiian / Pacific Islander
Insufficient Sample	Insufficient Sample
English Learners	English Learners
Insufficient Sample	Insufficient Sample
Students with IEPs	Students with IEPs
Insufficient Sample	Insufficient Sample
Economically Disadvantaged	Economically Disadvantaged
Insufficient Sample	Insufficient Sample







* Schools that are performing at the most positive value for a metric automatically receive a label of "Improving", even if no change in performance occurred.

* Due to COVID-19 pandemic-related test cancellations and exemptions, Keystone results for 2022-2023 are compared to pre-pandemic (2018-2019) performance; 2018-2019 subgroup data are not included.

College & Career: Every Student Graduates Ready for College and Careers

Goal 4 - Keystone Literature Proficiency, Grade 11

School Code | 4140 School Name | Strawberry Mansion High School

Keystone Literature: % of Students Proficient or Advanced, Grade 11	Keystone Literature: % of Students Below Basic, Grade 11
<p>All Students 4 out of 21 Students</p> <p>Score: 19.1%</p> <p>NOT IMPROVING -1.6 From Prior Year </p>	<p>All Students 11 out of 21 Students</p> <p>Score: 52.4%</p> <p>NOT IMPROVING +11.2 From Prior Year </p>
<p>Black / African American 4 out of 20 Students</p> <p>Score: 20.0%</p> <p>Not Applicable No Data Prior Year </p>	<p>Black / African American 10 out of 20 Students</p> <p>Score: 50.0%</p> <p>Not Applicable No Data Prior Year </p>
<p>Hispanic / Latino</p> <p>Insufficient Sample</p>	<p>Hispanic / Latino</p> <p>Insufficient Sample</p>
<p>Multi Racial / Other</p> <p>Insufficient Sample</p>	<p>Multi Racial / Other</p> <p>Insufficient Sample</p>
<p>White</p> <p>Insufficient Sample</p>	<p>White</p> <p>Insufficient Sample</p>
<p>American Indian / Alaskan Native</p> <p>Insufficient Sample</p>	<p>American Indian / Alaskan Native</p> <p>Insufficient Sample</p>
<p>Asian</p> <p>Insufficient Sample</p>	<p>Asian</p> <p>Insufficient Sample</p>
<p>Native Hawaiian / Pacific Islander</p> <p>Insufficient Sample</p>	<p>Native Hawaiian / Pacific Islander</p> <p>Insufficient Sample</p>
<p>English Learners</p> <p>Insufficient Sample</p>	<p>English Learners</p> <p>Insufficient Sample</p>
<p>Students with IEPs</p> <p>Insufficient Sample</p>	<p>Students with IEPs</p> <p>Insufficient Sample</p>
<p>Economically Disadvantaged 4 out of 21 Students</p> <p>Score: 19.1%</p> <p>Not Applicable No Data Prior Year </p>	<p>Economically Disadvantaged 11 out of 21 Students</p> <p>Score: 52.4%</p> <p>Not Applicable No Data Prior Year </p>

* Schools that are performing at the most positive value for a metric automatically receive a label of "Improving", even if no change in performance occurred.

* Due to COVID-19 pandemic-related test cancellations and exemptions, Keystone results for 2022-2023 are compared to pre-pandemic (2018-2019) performance; 2018-2019 subgroup data are not included.

College & Career: Every Student Graduates Ready for College and Careers

Goal 4 - Keystone Overall Proficiency, Grade 11

Goal 5 - Career and Technical Education, Grade 12

School Code | 4140 School Name | Strawberry Mansion High School

Keystone All Subjects: % of Students Proficient or Advanced, Grade 11

All Students
0 out of 24 Students

Score: 0.0%

NOT IMPROVING

-2.3 From Prior Year



Black / African American
0 out of 23 Students

Score: 0.0%

Not Applicable

No Data Prior Year



Hispanic / Latino

Insufficient Sample

Multi Racial / Other

Insufficient Sample

White

Insufficient Sample

American Indian / Alaskan Native

Insufficient Sample

Asian

Insufficient Sample

Native Hawaiian / Pacific Islander

Insufficient Sample

English Learners

Insufficient Sample

Students with IEPs

Insufficient Sample

Economically Disadvantaged
0 out of 24 Students

Score: 0.0%

Not Applicable

No Data Prior Year



% of 12th Grade CTE Students Meeting Industry Standards

All Students

Insufficient Sample

* Schools that are performing at the most positive value for a metric automatically receive a label of "Improving", even if no change in performance occurred.
* Due to COVID-19 pandemic-related test cancellations and exemptions, Keystone results for 2022-2023 are compared to pre-pandemic (2018-2019) performance; 2018-2019 subgroup data are not included.